



CIN : L65910HR1983PLC050169
Website : sitalleasingfinance.com
Mob.: +91-9891709895, +91-8800446397
E-mail : sitalleasing83@gmail.com, sitalleasing@gmail.com

SITAL
LEASING AND FINANCE LIMITED
(An ISO 9001 : 2015 Certified Company)

Regd. Off.:
322, 3rd Floor, SS Plaza Commercial Complex,
Mayfield Garden, Sector-47,
Gurugram, Haryana - 122001

Date: 13.10.2020

To

**The Head-Listing & Compliances
Metropolitan Stock Exchange of India Limited
Vibgyor Towers, 4th floor, Plot No C 62, G - Block,
Opp. Trident Hotel, Bandra Kurla Complex, Bandra (E),
Mumbai - 400098**


Subject- Submission of Shareholding Pattern under Regulation 31 of SEBI (Listing Obligations and Disclosure Requirements) Regulations, 2015 for the quarter and six months ended on 30th September, 2020. (Symbol: SITAL)

Dear Sir,

With reference to the above mentioned subject, please find enclosed herewith the shareholding pattern as per Regulation 31 of SEBI (Listing Obligations and Disclosure Requirements) Regulations, 2015 for the quarter and six months ended on 30th September, 2020.

You are requested to take the above on your records and acknowledge the same.

**For and on the behalf of
SITAL LEASING AND FINANCE LIMITED**



**Surendra Kumar Jain
Managing Director
DIN: 00530035**

Holding of Specified Securities

Annexure - I

1. Name of Listed Entity: SITAL LEASING AND FINANCE LTD FV1

2. Scrip Code/Name of Scrip/Class of Security

3. Share Holding Pattern Filed under: Reg. 31(1)(a)/Reg. 31(1)(b)/Reg.31(1)(c)

a. If under 31(1)(b) then indicate the report for Quarter ending

30-09-2020

b. If under 31(1)(c) then indicate date of allotment/extinguishment

4. Declaration: The Listed entity is required to submit the following declaration to the extent of submission of information:-

	Particulars	Yes*	No*
1	Whether the Listed Entity has issued any partly paid up shares?		
2	Whether the Listed Entity has issued any Convertible Securities or Warrants?		
3	Whether the Listed Entity has any shares against which depository receipts are issued?		
4	Whether the Listed Entity has any shares in locked-in?		
5	Whether any shares held by promoters are pledge or otherwise encumbered?		

* If the Listed Entity selects the option 'No' for the questions above, the columns for the partly paid up shares, Outstanding Convertible Securities/Warrants, depository receipts, locked-in shares, No of shares pledged or otherwise encumbered by promoters, as applicable, shall not be displayed at the time of dissemination on the Stock Exchange website. Also wherever there is 'No' declared by Listed Entity in above table the values will be considered as 'Zero' by default on submission of the format of holding of specified securities.



Table I - SUMMARY STATEMENT HOLDING OF SPECIFIED SECURITIES

Category of shareholder (I)	Category of shareholder (II)	No.s of Share holders (III)	No. of fully paid up equity Share held (IV)	No.s of Partly paid-up equity Share held (V)	No. of shares underlying Depository Receipts (VI)	Total nos. shares held (VII) = (IV)+(V)+(VI)	Shareholding as a % of total no. of shares (calculated as per SCRR, 1957) (VIII) As a % of (A+B+C2)	Number of Voting Rights held in each class of securities (IX)			No. of Shares Underlying convertible securities (including Warrants) (X)	Shareholding, as a % assuming full conversion of convertible securities (as a % of diluted share capital) (XI) = (VII)+(X) As a % of	Number of Locked in shares (XII)		Number of Shares pledged or otherwise encumbered (XIII)		Number of equity shares held in dematerialized form (XIV)
								No of Voting Rights		Total as a % of (A+B+C)			No. (a)	As a % of total shares held (b)	No. (a)	As a % of total shares held (b)	
								Class Equity	Class Others								
(A)	Promoter & Promoter Group	17	300101796	0	0	300101796	48.9903	300101796	0	300101796	48.9903	0	0.0000	0	0.0000	0	300101796
(B)	Public	1403	312471954	0	0	312471954	51.0097	312471954	0	312471954	51.0097	0	0.0000	0	0.0000	0	230473154
(C)	Non Promoter-Non Public	0	0	0	0	0	0	0	0	0	0.0000	0	0.0000	0	0.0000	0	0
(C1)	Shares underlying DRs	0	0	0	0	0	NA	0	0	0	0.0000	0	0.0000	0	0.0000	0	0
(C2)	Shares held by Employee Trusts	0	0	0	0	0	0	0	0	0	0.0000	0	0.0000	0	0.0000	0	0
	Total	1420	612573750	0	0	612573750		612573750	0	612573750	100.0000	0	0.0000	0	0.0000	0	530574950




Table 17 - STATEMENT SHOWING SHAREHOLDING PATTERN OF THE PROMOTER AND PROMOTER GROUP

Category & Name of the shareholders (i)	PAN (ii)	No of Share holders (iii)	No of fully paid up equity Shares held (iv)	Partly paid-up equity Share held (v)	No of shares underlying Depository Receipts (vi)	Shareholding % calculated as per SCRR, 1957 As a % of (A+B+C2) (viii)	Number of Voting Rights held in each class of securities (ix)			No. of Shares Underlying Outstanding convertible securities (including Warrants) (x)	Shareholding as a % assuming full conversion of convertible securities as a % of diluted share capital (xi)-(vii)-(x) As a % of (A+B+C2)		Number of Locked in shares (xii)		Number of Shares pledged or otherwise encumbered (xiii)		Number of equity shares held in dematerialized form (xiv)	
							Class Equity	Class Others	Total		As a % of total shares held (xv)	No. (vi)	As a % of total shares held (xvi)	No. (vii)	As a % of total shares held (xvii)			
																X		Y
1 Indian																		
(a) Individual/Hindu undivided Family																		
VIRENDRA JAIN	AAQPLJ3319	1	998400	0	0	0.1630	998400	0	0	0.1630	0	0	0	0	0	0	0	998400
SURENDRA KUMAR JAIN	AAHPJ8940	1	1147500	0	0	0.1873	1147500	0	0	0.1873	0	0	0	0	0	0	0	1147500
PRITI JAIN	AAKPJ4836	1	610085	0	0	0.0986	610085	0	0	0.0986	0	0	0	0	0	0	0	610085
BABITA JAIN	AGNPJ6077	1	67480	0	0	0.0110	67480	0	0	0.0110	0	0	0	0	0	0	0	67480
RAM CHANDER	AIDPR1618L	1	127500	0	0	0.0208	127500	0	0	0.0208	0	0	0	0	0	0	0	127500
Total		5	2550975	0	0	0.4817	2550975	0	0	0.4817	0	0	0	0	0	0	0	2550975
(b) Central Government/State Government(s)																		
Total		0	0	0	0	0.0000	0	0	0	0.0000	0	0	0	0	0	0	0	0
(c) Financial Institutions/Banks																		
Total		0	0	0	0	0.0000	0	0	0	0.0000	0	0	0	0	0	0	0	0
(d) Any Other Bodies (CORPORATE)																		
MEKASER FINLEASE LTD	AAAGM352	1	846560	0	0	0.1382	846560	0	0	0.1382	0	0	0	0	0	0	0	846560
SILVANT INVESTMENT AND FINANCE PVT LTD	AAACS4882	1	1328550	0	0	0.2169	1328550	0	0	0.2169	0	0	0	0	0	0	0	1328550
TRANSNATIONAL GROWTH FUND LIMITED	AAAC0810	1	759035	0	0	0.1238	759035	0	0	0.1238	0	0	0	0	0	0	0	759035
UTSAV SECURITIES PVT LTD	AAACU1214	1	5431935	0	0	0.8867	5431935	0	0	0.8867	0	0	0	0	0	0	0	5431935
WONDER TRADING PVT LTD	AAACW116	1	14025000	0	0	2.2895	14025000	0	0	2.2895	0	0	0	0	0	0	0	14025000
LEGEND INFOWAYS PVT LTD	AAABCL3033	1	96525000	0	0	15.6104	96525000	0	0	15.6104	0	0	0	0	0	0	0	96525000
SYNERGY FINLEASE PVT LTD	AAABCS7160	1	14025000	0	0	2.2895	14025000	0	0	2.2895	0	0	0	0	0	0	0	14025000
PASCHM FINANCE AND CHIT PVT LTD	AAACGP246	1	1797750	0	0	0.2935	1797750	0	0	0.2935	0	0	0	0	0	0	0	1797750
VITAL FINANCIAL SERVICES PVT LTD	AAACA834	1	45364291	0	0	7.4055	45364291	0	0	7.4055	0	0	0	0	0	0	0	45364291
PELICON FINANCE AND LEASING LTD	AAADCP2988	1	12877500	0	0	2.1022	12877500	0	0	2.1022	0	0	0	0	0	0	0	12877500
MICRO LAND DEVELOPERS PVT LTD	AAFCMA432	1	89250000	0	0	14.5697	89250000	0	0	14.5697	0	0	0	0	0	0	0	89250000
ALSTONE TEXTILES INDIA LIMITED	AAANCA237	1	15820200	0	0	2.5228	15820200	0	0	2.5228	0	0	0	0	0	0	0	15820200
Total		12	237150821	0	0	48.5086	237150821	0	0	48.5086	0	0	0	0	0	0	0	237150821
Sub-Total (A)(1)		17	300101796	0	0	48.9903	300101796	0	0	48.9903	0	0	0	0	0	0	0	300101796
2 Foreign																		
(a) Individuals(Non-Resident Individuals/Foreign Individuals)																		
Total		0	0	0	0	0.0000	0	0	0	0.0000	0	0	0	0	0	0	0	0
(b) Government																		
Total		0	0	0	0	0.0000	0	0	0	0.0000	0	0	0	0	0	0	0	0
(c) Institutions																		
Total		0	0	0	0	0.0000	0	0	0	0.0000	0	0	0	0	0	0	0	0
(d) Foreign Portfolio Investor																		
Total		0	0	0	0	0.0000	0	0	0	0.0000	0	0	0	0	0	0	0	0
Sub-Total (A)(2)		0	0	0	0	0.0000	0	0	0	0.0000	0	0	0	0	0	0	0	0
Total Shareholding of Promoter and Promoter Group (A) - (A)(1)+(A)(2)		17	300101796	0	0	48.9903	300101796	0	0	48.9903	0	0	0	0	0	0	0	300101796

Details of shares which remain unclaimed may be given hear along with details such as number of shareholders, outstanding shares held in demat/unclaimed suspense account, voting rights which are frozen etc.

Note: (1) PAN would not be displayed on website of Stock Exchange(s). (2) The term "Encumbrance" has the same meaning as assigned under regulation 28(3) of SEBI (Substantial Acquisition of Shares and Takeover) Regulations, 2011.




Table III - STATEMENT SHOWING SHAREHOLDING PATTERN OF THE PUBLIC SHAREHOLDER

Category & Name of the shareholders (i)	PAN (ii)	No. of Share holders (iii)	No. of fully paid up equity Share held (iv)	Partly paid-up equity Share held (v)	No. of shares underlying Depository Receipts (vi)	Total nos. shares held (vii) = (iv)+(v)+(vi)	Shareholding % calculated as per SCRR, 1957 As a % of (A+B+C2) (viii)	Number of Voting Rights held in each class of securities (ix)			No. of Underlying Outstanding convertible securities (including Warrants) (x)	Total Shareholding, as a % assuming full conversion of convertible securities as a percentage of diluted share capital (xi) = (vii)+(x)	Locked in shares (xii)		Number of Shares pledged or otherwise encumbered (xiii)	Number of equity shares held in dematerialized form (xiv)
								No of Voting Rights		Total Voting Rights			No. (b)	As a % of total shares held (b)		
								Class Equity	Class Others							
1 Institutions																
(a) Mutual Funds		0	0	0	0	0	0.0000	0	0	0	0.0000	0	0.0000	0	0.0000	0
(b) Venture Capital Funds		0	0	0	0	0	0.0000	0	0	0	0.0000	0	0.0000	0	0.0000	0
(c) Alternate Investment Funds		0	0	0	0	0	0.0000	0	0	0	0.0000	0	0.0000	0	0.0000	0
(d) Foreign Venture Capital Investors		0	0	0	0	0	0.0000	0	0	0	0.0000	0	0.0000	0	0.0000	0
(e) Foreign Portfolio Investors		0	0	0	0	0	0.0000	0	0	0	0.0000	0	0.0000	0	0.0000	0
(f) Financial Institution/Banks		0	0	0	0	0	0.0000	0	0	0	0.0000	0	0.0000	0	0.0000	0
(g) Insurance Companies		0	0	0	0	0	0.0000	0	0	0	0.0000	0	0.0000	0	0.0000	0
(h) Provident Funds/ Pension Funds		0	0	0	0	0	0.0000	0	0	0	0.0000	0	0.0000	0	0.0000	0
SUB TOTAL (B)(1)		0	0	0	0	0	0.0000	0	0	0	0.0000	0	0.0000	0	0.0000	0
2 Central / State government(s)																
(a) Central Government/ State Government(s)/President of India		0	0	0	0	0	0.0000	0	0	0	0.0000	0	0.0000	0	0.0000	0
SUB TOTAL (B)(2)		0	0	0	0	0	0.0000	0	0	0	0.0000	0	0.0000	0	0.0000	0
3 Non-institutions																
(a) Individuals - i. individual shareholders holding nominal share capital up to Rs. 2 lakhs.		1043	68201326	0	0	68201326	11.1336	68201326	0	68201326	11.1336	0	0.0000	0	0.0000	0
(a) INDIVIDUAL - ii. Individual shareholders holding nominal share capital in excess of Rs. 2 lakhs.		298	195057762	0	0	195057762	31.8423	195057762	0	195057762	31.8423	0	0.0000	0	0.0000	0
(b) ARIYAN GOYAL	AJPG7578 H	1	8160000	0	0	8160000	1.3321	8160000	0	8160000	1.3321	0	0.0000	0	0.0000	0
(c) DEEPAK KUMAR	COOPK2093 M	1	8096483	0	0	8096483	1.3217	8096483	0	8096483	1.3217	0	0.0000	0	0.0000	0
(d) PARMANAND CHAUBEY	AJPC1587 D	1	6861000	0	0	6861000	1.2000	6861000	0	6861000	1.2000	0	0.0000	0	0.0000	0
(e) RAM SUNDER	EZCPS0818 H	1	11475000	0	0	11475000	1.8732	11475000	0	11475000	1.8732	0	0.0000	0	0.0000	0
(f) SANJIV GOYAL	AANFG6228 P	1	24480000	0	0	24480000	3.9963	24480000	0	24480000	3.9963	0	0.0000	0	0.0000	0
(g) SAURABH GOYAL	AJAPQ4217 C	1	8160000	0	0	8160000	1.3321	8160000	0	8160000	1.3321	0	0.0000	0	0.0000	0
(b) NBFCs registered with RBI		0	0	0	0	0	0.0000	0	0	0	0.0000	0	0.0000	0	0.0000	0
(c) Employee Trusts		0	0	0	0	0	0.0000	0	0	0	0.0000	0	0.0000	0	0.0000	0
(d) Overseas Depositories (holding DRs) (balancing figure)		0	0	0	0	0	0.0000	0	0	0	0.0000	0	0.0000	0	0.0000	0
(e) Any Other (BODIES CORPORATE)		14	34629704	0	0	34629704	5.6531	34629704	0	34629704	5.6531	0	0.0000	0	0.0000	0
(f) RELIABLE FINANCE CORPN PRIVATE LIMITED	AAACR0282 Q	1	13940010	0	0	13940010	2.2756	13940010	0	13940010	2.2756	0	0.0000	0	0.0000	0
(g) Any Other (HINDU UNDIVIDED FAMILY)		48	14583162	0	0	14583162	2.3806	14583162	0	14583162	2.3806	0	0.0000	0	0.0000	0
SUB TOTAL (B)(3)		1403	312471954	0	0	312471954	51.0097	312471954	0	312471954	51.0097	0	0.0000	0	0.0000	0
Total Public Shareholding (B) = (B)(1)+(B)(2)+(B)(3)		1403	312471954	0	0	312471954	51.0097	312471954	0	312471954	51.0097	0	0.0000	0	0.0000	0

Details of the shareholders acting as persons in Concert including their Shareholding (No. and %): 0

Details of Shares which remain unclaimed may be given hear along with details such as number of shareholders, outstanding shares held in demat/unclaimed suspense account, voting rights which are frozen etc.

Note: (1) PAN would not be displayed on website of Stock Exchange(s).

(2) The above format needs to be disclosed along with the name of following persons:



Table IV - STATEMENT SHOWING SHAREHOLDING PATTERN OF THE NON PROMOTER - NON PUBLIC SHAREHOLDER

Category & Name of the shareholders (I)	PAN (II)	No. of Share holders (III)	No. of fully paid up equity Share held (IV)	Partly paid-up equity Share held (V)	No.s of underlying Depository Receipts (VI)	Total no. shares held (VII) = (IV)+(V)+(VI)	Shareholding % calculated as per SCRR,1957 As a % of (A+B+C2) (VIII)	Number of Voting Rights held in each class of securities (X)			No. of Outstanding convertible securities (including Warrants) (X)	Total Shareholding, as a % assuming full conversion of convertible securities (as a % of diluted share capital) (XI) = (VII)+(X)	Number of Locked in shares (XII)		Number of Shares pledged or otherwise encumbered (XIII)		Number of equity shares held in dematerialized form (XIV)
								No of Voting Rights		As a % of total shares held (b)			No. (Not applicable) (a)	As a % of total shares held (Not applicable) (a)	No. (Not applicable) (a)	As a % of total shares held (Not applicable) (a)	
								Class Equity x	Class Others y								
1 Custodian/DR Holder		0	0	0	0	0	0.0000	0	0	0	0.0000	0	0	0	0	0	0
Total Non Promoter- Non Public Shareholding (C)=(1)+(C)(2)		0	0	0	0	0	0.0000	0	0	0	0.0000	0	0	0	0	0	0

Note

- (1) PAN would not be displayed on website of Stock Exchange(s).
- (2) The above format needs to disclose name of all holders holding more than 1% of total number of shares.
- (3) W.r.t. the information pertaining to Depository Receipts, the same may be disclosed in the respective columns to the extent information available.

